



Mailing

Relay[®] 9000 Inserting System

The Relay 9000 provides industry leading flexibility, processing a wide application range while being simple to use and setup for new jobs.



Relay 9000 Inserting System

Overview

Primary Feeder Module

- Up to 7 enclosure feeders 6 sheet/insert + 1 Booklet feeder

(BIC)

Options

- High Capacity Trays (Opt)
- Scanning – OMR, 1D, 2D

Touch Screen User Int.

- Simple and intuitive use and job programming
- Extensive diagnostics – IOT Friendly

Insertion Module

- Automated settings
- 0.5" 12mm filling thickness (BIC)
- Letter and Pocket / Wallet Flats (BIC)
- Runs US Side Seam Envelopes

Opt. 2nd Feeder Module

- Expandable to 14 feeders (BIC)
- No Adjustment Setup

Output Conveyor

- 180cm shingling conveyor

Accumulator/Folder Module

- Fully Automated setup
- Up to 10 sheet folding capacity (BIC)
- High fold quality (European priority)



Flexibility to do more
Broadest application range in the industry providing greater flexibility and long-term investment protection



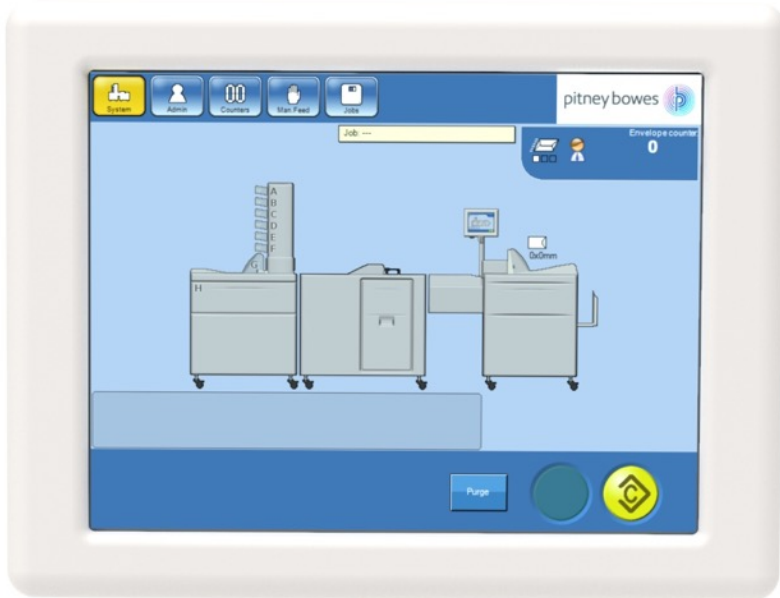
Simple and Easy to Use
Automated setup, "Adjustment Free" Change-over and simple, intuitive / ease of use.



Designed for production
Modern True Mid-Range System with superior reliability and application range

User Interface

Responsive touchscreen designed with user in mind.



Simple and Intuitive

- User interface makes job programming and operation fast and simple
- Automated Set-up - Over 30 adjustments stored with job.
- Envelope and material sizes
- Fold Type and Dimensions
- Feeder assignments and backup feeders
- Sub-setting and feed sequences
- Sealing mode and water level
- Comprehensive help menus and diagnostics
- Unlimited Job Storage

Feeder Tower

Tower Feeders

- Standard 6 feeders per tower
- Top Feed Friction Feed
- Switch from Letter to portrait or landscape flats sizes without adjustments
- Feeds from 60 to 200 gsm with no thickness adjustments
- Fastest insert feeder setup in the industry
- Photocell design reduces effects of paper dust
- Simple operator programming for features:
 - Feeder back-up and switching
 - Multiple feeds from each bin per mail piece
 - Option to Pause or Stop when Bins are empty to reduce stops


Options:

- High capacity bin increases capacity to 700 sheets
- Scanning (OMR, 1D, 2D)



Scanning

- Installed in top bin of tower feeder and support
- Optical Mark Recognition (OMR)
- 1 Dimensional Bar Codes (C128, I2of5, 3of9)
- 2D Bar Code (Data Matrix)
- Two Options available
 - OMR and 1D BCR (P/N 10600010)
 - 1D and 2D BCR (P/N 10600008)



Booklet feeder

- Standard 1 booklet feeder per tower
- Continuous loading, bottom friction feed technology
- Feeds single sheets to books and booklets up to industry leading 8mm thickness
- Simple thickness and side guide adjustment (same as Envelope Feeder)

Folder module

- Provides Accumulation, Folding and Error Divert
- Provides Accumulation of up to 10 sheets
 - Tri-fold up to 8 sheets, half fold up to 10 sheets
- Sub-setting up to 12mm: 12 pages into #10 (tri-fold); 20 pages into 6x9.5; 100 pages in to 10x13
- Automatic Setup
 - 3 Buckle Chutes with automated fold settings
 - C, Z, Half, and Double Parallel Folds
- Folder Slides out "Folder in a drawer" for easy Material Access – Similar to Cut Sheet Printer



Belt Stacker

- The Belt Stacker can be positioned in a 90° angle left or right or straight in line with the rest of the system.
- 180cm shingled stack capacity
- Simple back wall adjustment for different envelopes sizes
- Adjustable speed of shingling

The Intelligent Inserter

Mail-piece integrity simultaneously maximises efficiency and adds a critical layer of security to ensure that the right documents are sent to the right person.

What is mail piece integrity?

Mail piece integrity is what we call the process of making the inserter “intelligent” through the use of barcoding. The inserter’s Scanner or Camera reads the barcode that gives the inserter instructions on what to do with each page. The barcode instructions are things like, “This is page 1 of a 1-page document, so fold and insert it into an envelope,” or “this is page 1 of 3 pages,” so the inserter knows to feed and fold the 3-page document together and insert all 3 pages.

Why does it matter?



Security

Whether every document is a single page or the number of pages vary, mail piece integrity helps organisations avoid the consequences of sending a recipient someone else’s document. Consequences can include litigation, fines, negative brand impact, or a lost customer.




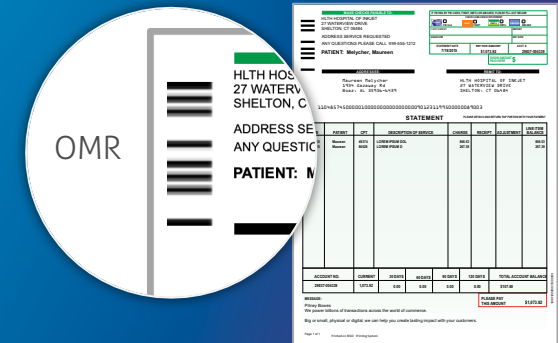
Automation

When documents vary in page-count, barcoding eliminates the need to sort pages. Barcoding tells the inserter automatically how many pages it should feed for any particular recipient’s document.

2D or not 2D?

2D requires less clear space than OMR, so is easier to add without changing document layout.

2D has higher read accuracy rates vs. OMR



Configuration Options

Single tower w/o folder




Single tower w/ folder



Double tower w/o folder

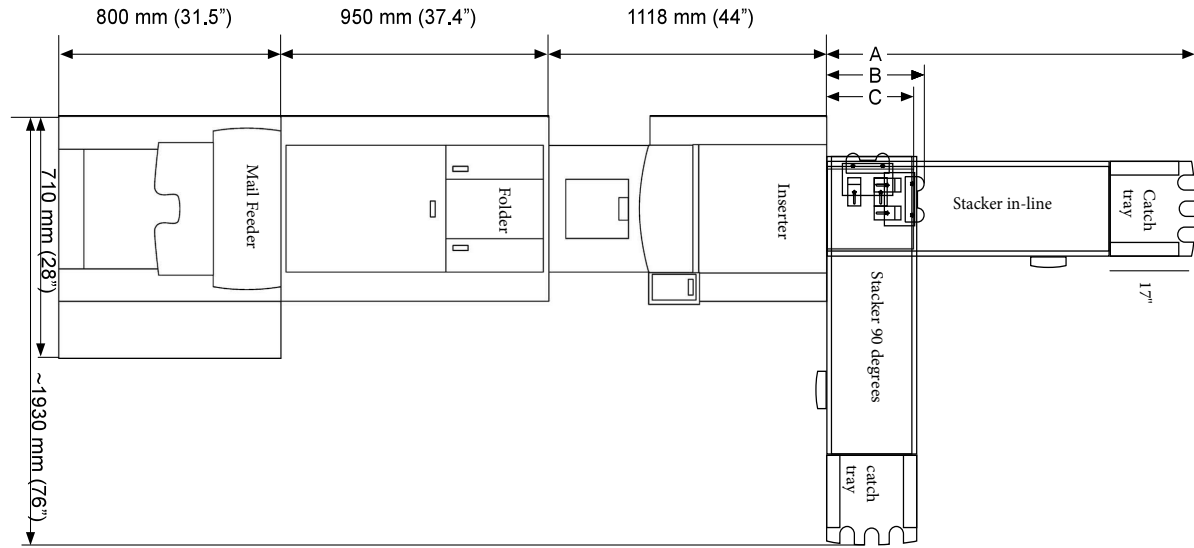


Double tower w/ folder



Specifications

Speed	Up to 4000 pieces per hour
Monthly volume	Up to 500,000 pieces per month
User Interface	Touchscreen
Jobs	Unlimited



A = 1800 mm (71"), Beltstacker inline
 B = 480 mm (18.9"), Beltstacker angeled
 C = 425 mm (16.7"), Integrated stacker, max length

Feeder Tower – Sheet bin specifications

Parameter	Minimum Value	Maximum Value
Width	6.3" (160 mm)	12.4" (315 mm)
Length	3.5" (89 mm)	11.8" (300mm)
Thickness	0.003" (0.076mm)	0.012" (0.305 mm)
Paperweight	16lb (60 gsm)	125lb (200 gsm)

Envelope specifications

Parameter	Minimum Value	Maximum Value
Height	4.33" (105 mm)	13.9" (353 mm)
Length	8.8" (225 mm)	13.9 (353 mm)
Throat Depth	0.25" (6.35 mm)	1.38" (35 mm)
Paper weight	20 lb. (75 gsm)	28 lb. (110 gsm)
Flap depth	1.1" (27 mm)	2.5" (65mm)

Feeder Tower – Booklet feeder specifications

Parameter	Minimum Value	Maximum Value
Width	6.3" (160mm)	12.4" (315 mm)
Length	3.5" (89 mm)	11.8" (300 mm)
Media thickness	18lb. (80 gsm)	0.3" (8mm)
Feeder loading capacity	N/A	5.9" (150 mm)

Feeder capacity

Parameter	Capacity
Sheets	300 standard / 700 with high cap bin
Inserts	3.5" (89 mm)
Outer envelopes	18lb. (80 gsm)
Max feeder config.	14 (12 trays + 2 booklet feeders)



United Kingdom

Pitney Bowes European Head Office
United Kingdom
Building 5, Trident Place,
Hatfield Business Park,
Mosquito Way, Hatfield,
Hertfordshire AL10 9UJ